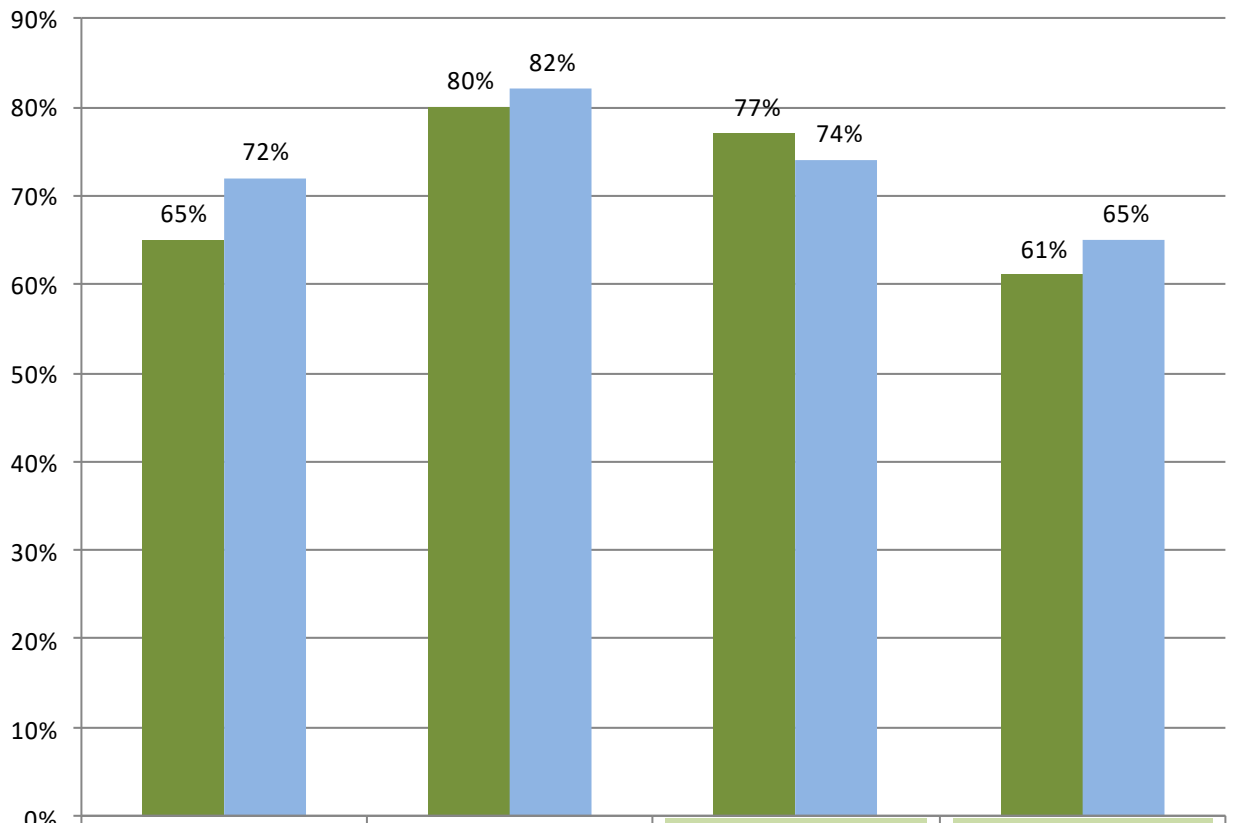


Statutory Overall Assessment Results Draft 2019

Statutory Results 2019				
	Reception GLD (Good Level of Development)	Year 1 Phonics Check Test	Year 2 Reading, Writing and Mathematics combined	Year 6 Reading, Writing and Mathematics combined
Clapham Manor	65%	80%	77%	61%
National	72%	82%	74% [2018]	65%

Statutory Assessments Summary - Percentage of Pupils Achieving the Expected Standard in EYFS, Year 1 Phonics, Year 2 and Year 6

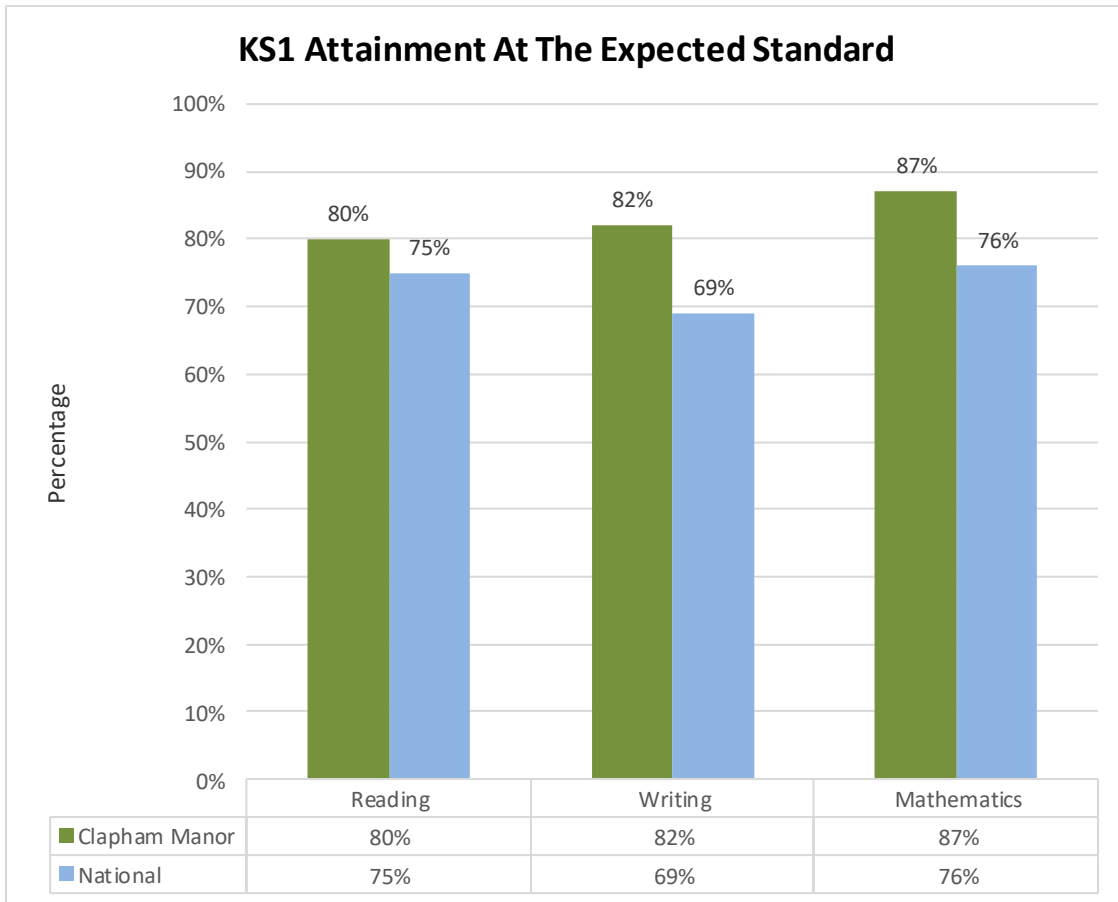


	Reception GLD (Good Level of Development)	Year 1 Phonics Check Test	Year 2 Reading, Writing and Mathematics Combined	Year 6 Reading, Writing and Mathematics Combined
Clapham Manor	65%	80%	77%	61%
National	72%	82%	74%	65%

■ Clapham Manor ■ National

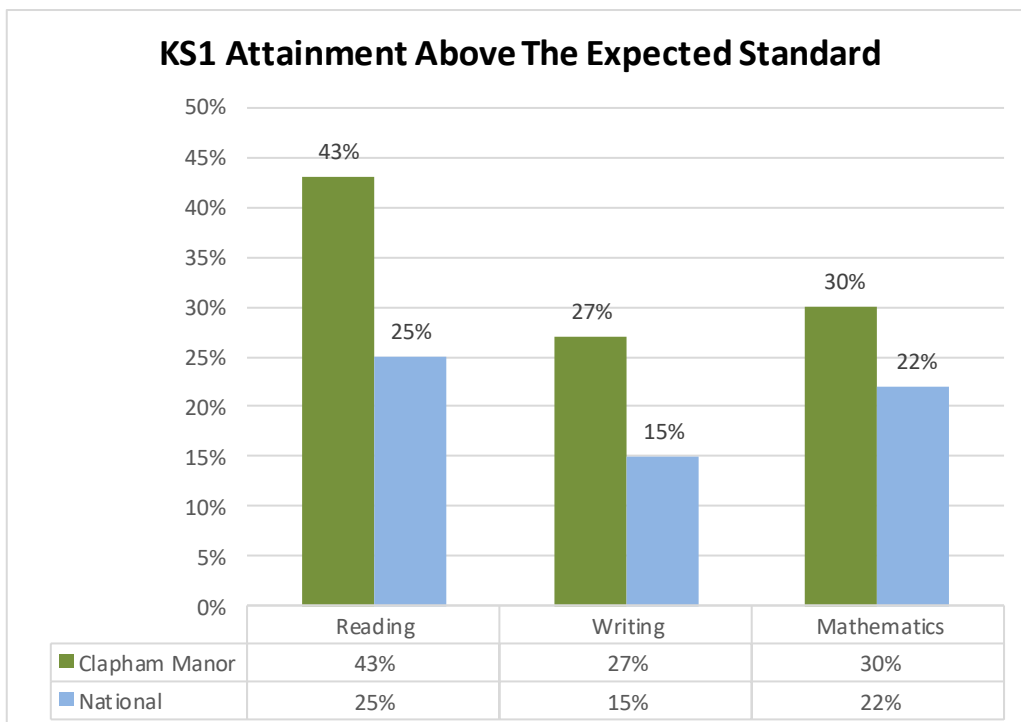
End of KS1 Attainment At The Expected Standard for Reading, Writing and Mathematics

Result for:	Reading	Writing	Mathematics
Clapham Manor	80%	82%	87%
National	75%	69%	76%



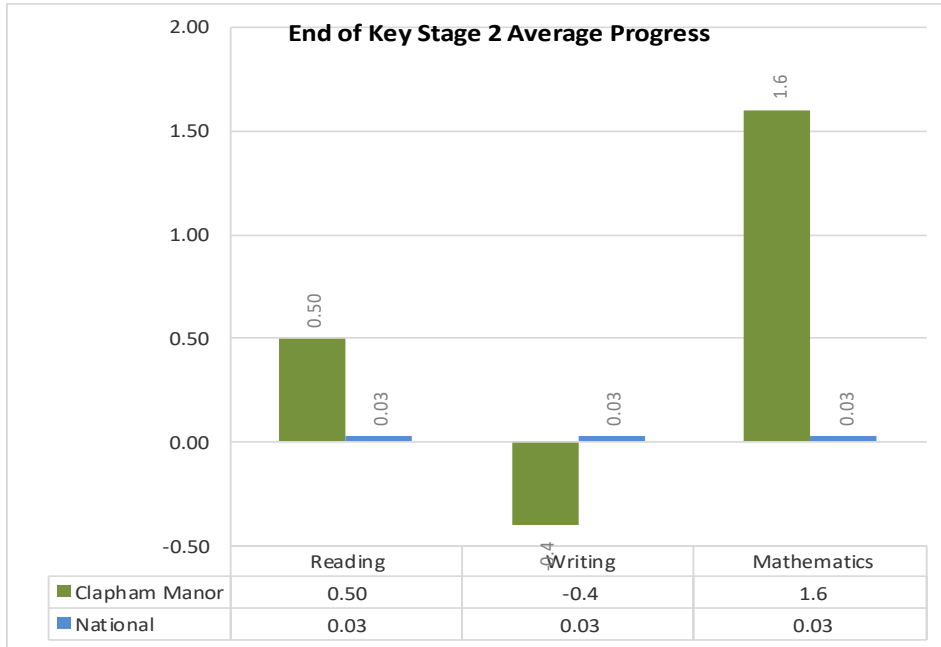
End of KS1 Attainment Above The Expected Standard for Reading, Writing and Mathematics

Result for:	Reading	Writing	Mathematics
Clapham Manor	43%	27%	30%
National	25%	15%	22%



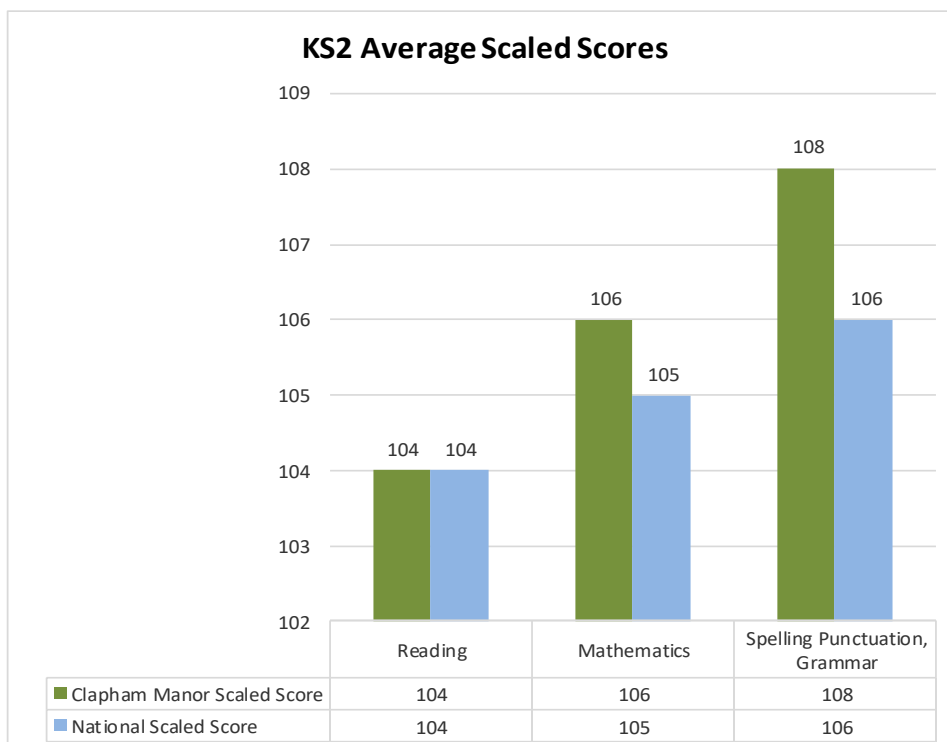
End of KS2 Average Progress for Reading, Writing, and Mathematics			
Average Result for:	Reading	Writing	Mathematics
Clapham Manor	0.5	-0.4	1.6
National 18	0.03	0.03	0.03

This score is a measure of progress for pupils from the end of Year 2 until the end of Year 6. A progress score of 0 means on average pupils achieved similar results to pupils with similar results when they were in KS1. A positive result means that on average pupils made more progress.



End of KS2 Average Scaled Scores for Reading, Mathematic, Punctuation, Spelling Grammar			
Average Result for:	Reading	Mathematics	Spelling Punctuation, Grammar
Clapham Manor Scaled Score	104	106	108
National Scaled Score	104	105	106

A Scaled Score goes from zero to 120 and are the marks a pupil gets in the SATs tests. A score of less than 100 means a pupil is not achieving the expected standard. A score of 100 to 109 means a pupil is achieving the expected standard. A score of 110 to 120 means a pupil is achieving more than the expected standard.



End of KS2 Percentage of Pupils Achieving a High Level of Attainment in Reading, Writing, and Mathematics (RWM)				
	Reading	Writing	Mathematics	RWM Combined
School	22%	20%	34%	17%
National 19	27%	20%	27%	11%

Percentage of Pupils achieving a High Standard in the test (or working at greater depth in writing)

